



Measuring Welcoming Communities and Integration

Results Based Accountability
And
Integration Scorecard



Many See Banff As ...



But Another Picture of Banff on
Paper...

BOW VALLEY IMMIGRATION By the Numbers

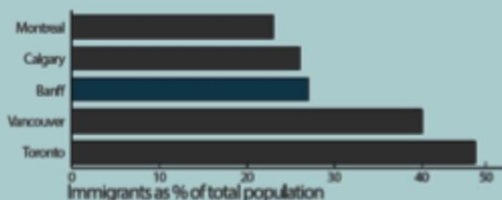
More than **1 in 5**^{*} Bow Valley residents was born abroad.

Immigrants as % of Total Population



Increased
25%
overall
68%
in Banff
from
2006-2011

91% of newcomers to Canada settle in **large urban centres**



Yet Banff has higher proportion of immigrants than many big cities

38% of Banff Elementary students are **English Language Learners**



~3500*

Temporary foreign workers live in the valley, including Working Holiday Visa holders.



While they wait for residency,
Families are separated for an
average of 4.3 years



BOW VALLEY
IMMIGRATION
PARTNERSHIP
stronger together


Sources: 2011 National Household Survey; Settlement Services in the Bow Valley; Bow Valley Temporary Foreign Worker Support Services (TFWSS)
*It's not known many Temporary Foreign Workers & Working Holiday Visa holders currently reside in the Bow Valley, but based on employer reports and client files, TFWSS was able to estimate that approximately 3000-4000 as of summer 2014.



- Results Based Accountability
- Find info here
www.bvipartnership.com/presentations or
P2P YouTube channel



Results Based Accountability (RBA)





Not Results Based Accountability





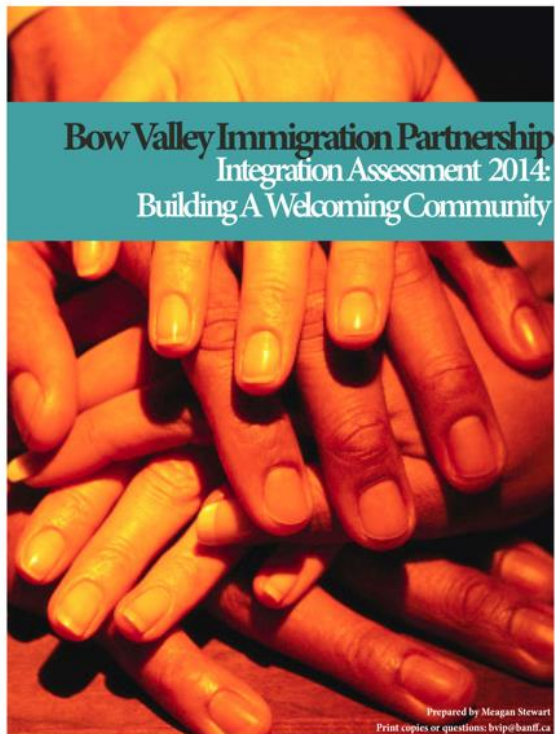
Our Customers...

Employers
Settlement Providers
Health Care Providers
Educators
Ethnocultural Groups etc.

The Total Community



See Full Report at:
www.bvipartnership.com/integration-assessment



Six Priorities

- Organizational Strength
- Education and Language Learning
- Employment
- Social Integration
- Civic and Political Participation
- Housing



- Scorecard
- Too Many Indicators
- Imprecise Indicators
- Missing Data
- Different Indicators than yours



Inequality Scorecard

LEGEND
 ● Not an obvious priority area for BVIP.
 ● More information required or may warrant BVIP attention.
 ○ Area of concern for the community and/or a likely priority area for BVIP.

EMPLOYMENT		EDUCATION	
Unemployment rates	Unemployment rate: overall	Language skills that support social and economic integration	Immigrant feedback re: language barriers
	Unemployment rate: immigrants		Established community feedback re: language barriers
Wages	Wages: overall	Enrollment in high school equivalency courses and post-secondary institutions	Immigrant reported participation (past or current enrollment rates)
	Wages: immigrants	Academic engagement	Attendance rate: immigrants compared to overall
Underemployment rates	Immigrant underemployment rate	Secondary school completion rates	Graduation rate: immigrants compared to overall
	Immigrant reported employment discrimination		Drop-out rate: immigrants compared to overall
HOUSING		HEALTH CARE	
Access to suitable/appropriate housing	Rental vacancy rates	Health status	Immigrant reported health status
	Immigrant feedback re: suitable appropriate housing		Health service provider observations re: immigrant health status
Housing affordability	Percentage of income spent on housing: overall	Satisfaction with health care services	Immigrants reported satisfaction with health care
	Percentage of income spent on housing: immigrants	PUBLIC TRANSIT	
Homelessness rates	Service provider observations re: homelessness	Ridership levels reported by immigrants	
Discrimination in access to housing	Immigrants reported experience of discrimination in access to housing	Immigrant reported satisfaction with service quality	
POLITICAL PARTICIPATION		RELATIONSHIPS WITH THE POLICE & THE JUSTICE SYSTEM	
Immigrant involvement in political participation	Immigrant voting rates	Relationships with the police	Police commentary re: relationship with immigrants
	Immigrant political party or interest group membership or volunteerism	Police understanding of diverse communities	Immigrant reported discrimination by police or within justice system
Political representation among immigrants	Immigrant representation in municipal roles	Effective communication with police and the justice system	
		SAFETY	
Crime rates		Perceptions of safety	
Injury rates	Not available	N/A	

16

Bow Valley Immigration Partnership | Integration Assessment 2014

Social Prosperity Scorecard

SOCIAL CAPITAL		ATTITUDES TOWARDS IMMIGRANTS, CULTURAL DIVERSITY, AND THE PRESENCE OF IMMIGRANTS IN THE COMMUNITY	
Social capital within immigrant groups	Participation in ethno-cultural groups	Support for immigration	Established community expressed support for immigration
	Participation in programs that support connections between immigrants		Public commentary in support of immigration
Connections between immigrants and established community	Socializing among immigrants of the same culture	Support for immigrants and diversity	Established community expression of support for immigrants & diversity
	Sense of belonging (immigrants)		Immigrant reported sense of welcoming
	Socialization between immigrants and non-immigrants		Immigrant reported experiences of discrimination
	Sense of connections (immigrants & established community)		Police observations re: discrimination
		Social Cohesion	Not available
			N/A
SOCIAL ENGAGEMENT		RELIGIOUS ORGANIZATIONS	
Involvement between immigrants and the community	Participation in social clubs or teams	Increased social networks	Reported social networking via religious organizations
	Volunteerism	Presence of diverse religious organizations	
Intercultural understanding	Immigrant involvement in mainstream social activities	PUBLIC SPACE & RECREATION FACILITIES	
	Immigrant perception of intercultural understanding	Usage rates among immigrants	Reported usage rates of programs and facilities
	Established community perception of intercultural understanding		Reported participation in outdoor recreation
	Service provider observations re: intercultural understanding	Satisfaction with programs and facilities	Reported satisfaction with programs and facilities
		Sense of inclusion	Not available
			N/A
MEDIA COVERAGE & REPRESENTATION			
Portrayal of immigrants in the media		Availability of media for immigrant groups	

Bow Valley Immigration Partnership | Integration Assessment 2014

17



Strengths

Quick Reference Guide

Helped Design a better Survey

Tells us What to Measure



- Solutions
- Start a Conversation
- Ask for Help
- Share Data Sources



Contact:

Meagan Reid | Bow Valley Immigration Partnership (BVIP)
Coordinator

Serving Banff, Canmore, Lake Louise, Kananaskis & Western
M.D. of Bighorn Banff Town Hall, 110 Bear Street Box
1260, Banff, Alberta, Canada T1L 1A1 P 403.431.0705 F
403.762.1264 bvip@banff.ca

www.bvippartnership.com



Let's Talk

www.bvipartnership.com

