

Navigating new settlement challenges

Pathways to Prosperity Plenary

Tim Foran

Senior Director, Settlement and Integration Policy
IRCC

November 23, 2018



Immigration, Refugees
and Citizenship Canada

Immigration, Réfugiés
et Citoyenneté Canada

Canada

Canada's immigration system continues to perform well and receive public support

“The Settlement Program has been effective at meeting a growing demand as service usage has risen over recent years, providing settlement services to more and more newcomers along their integration path.”

- Evaluation of the Settlement Program, Nov. 2017

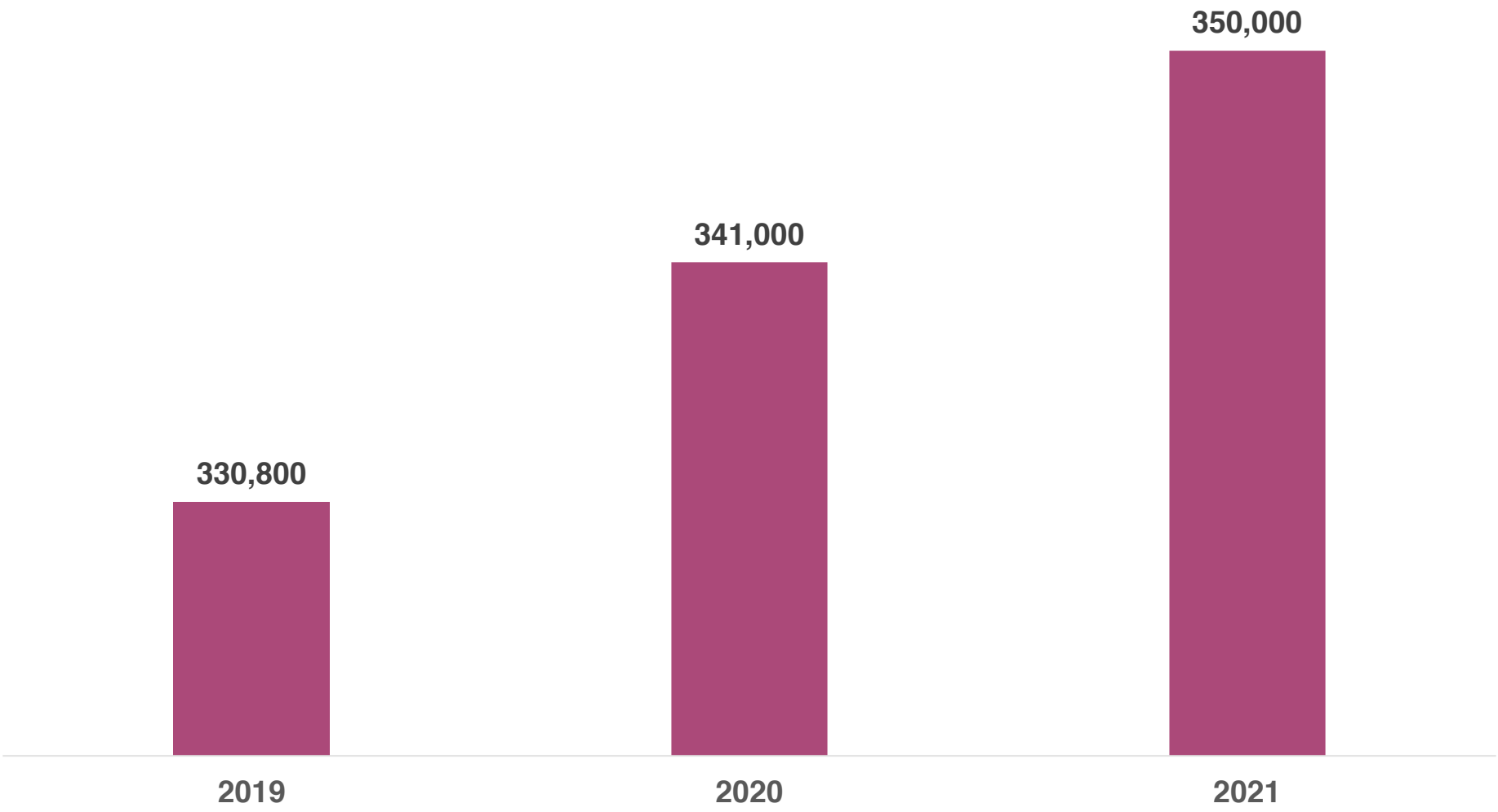
A majority of
Canadians
agree
immigration
positively
impacts
Canada...

“Worldwide, Canadians are among the most accepting of immigrants in their country.”

“Public opinion continues to be more positive than negative in terms of support for current immigration levels.”

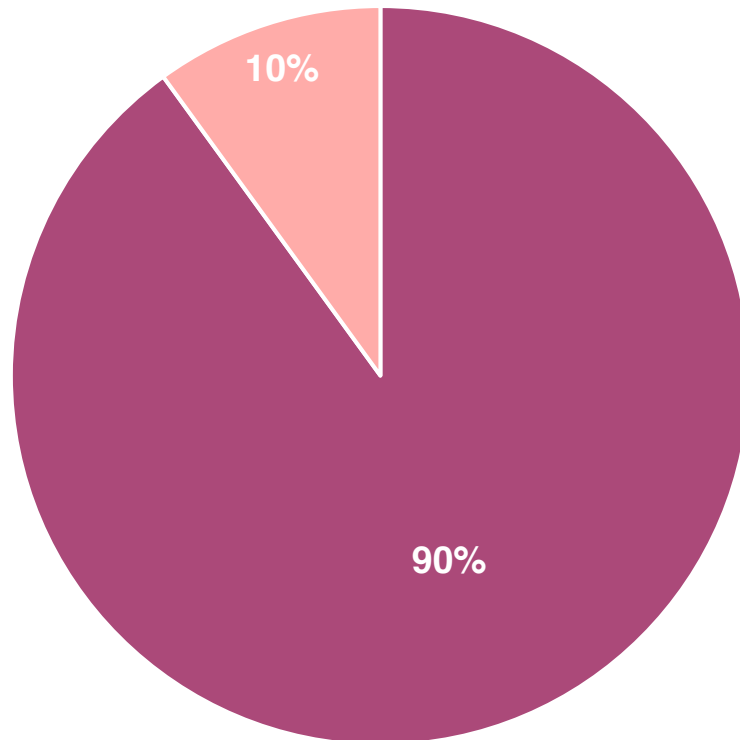
Immigration levels will continue to increase

2019-2021 Immigration Levels Plan - Targets



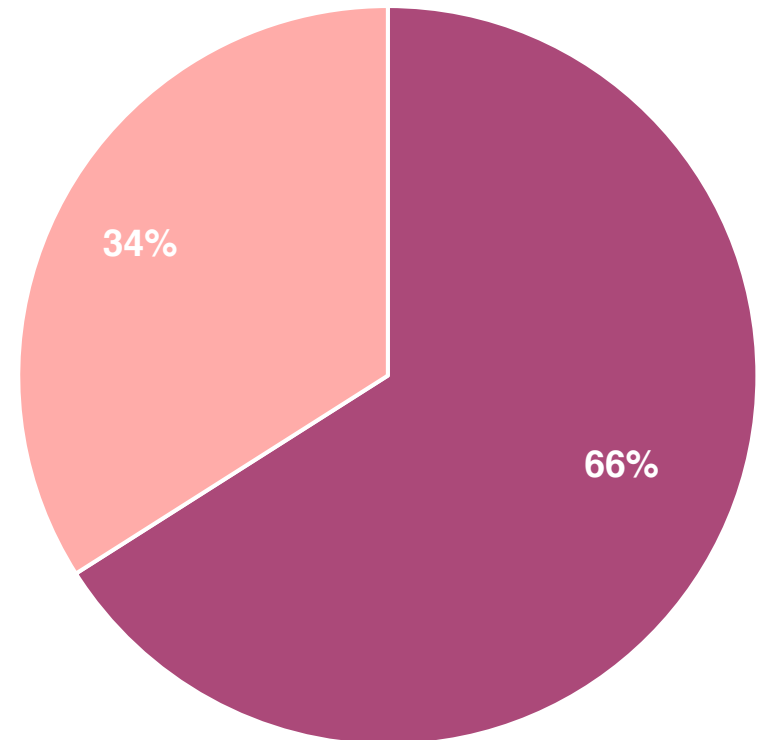
Newcomers continue to settle primarily in more populous P/Ts and large urban centres, but patterns are shifting

Economic immigrants - 1997



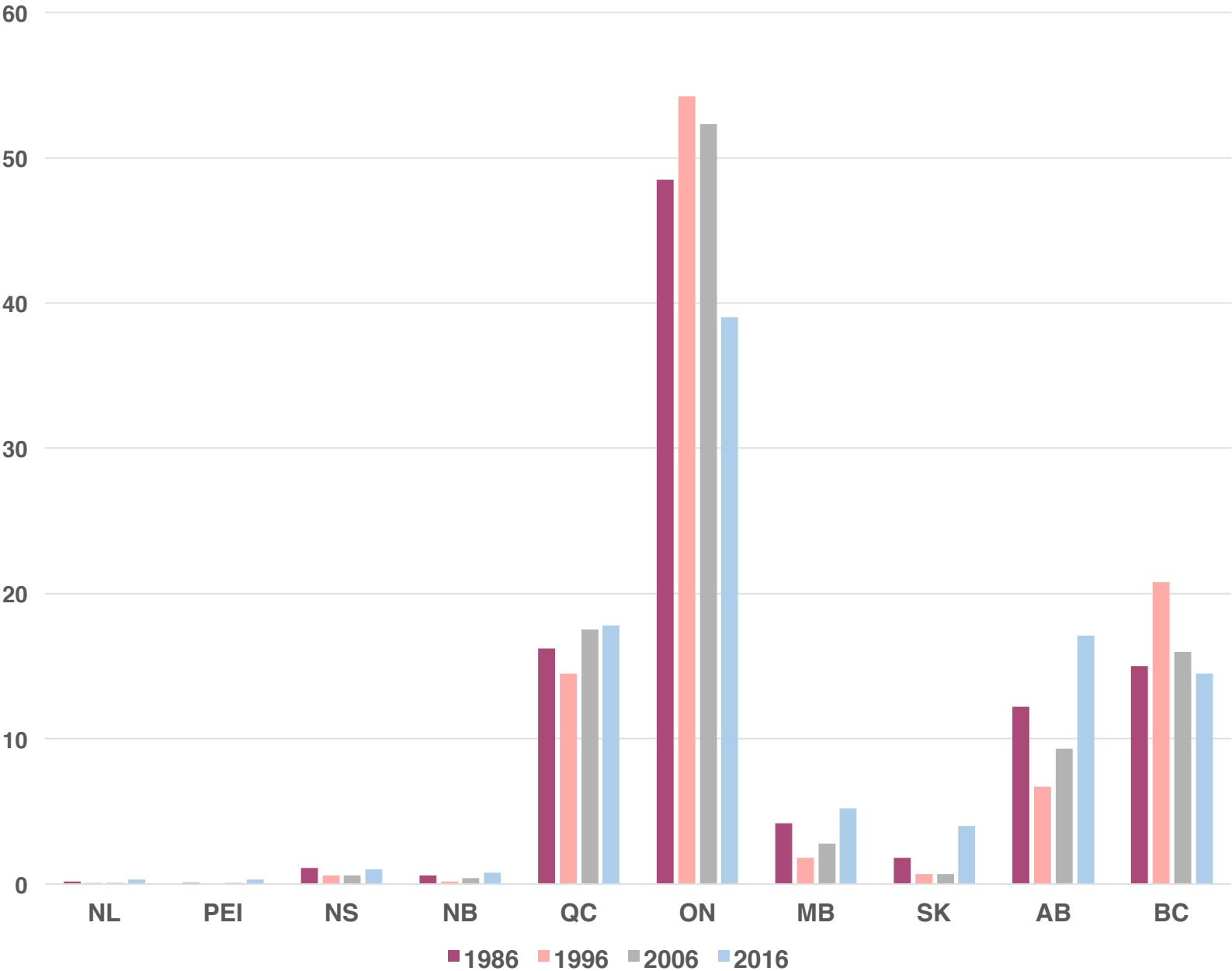
■ ON, BC, and QC ■ Rest of Canada

Economic immigrants - 2017



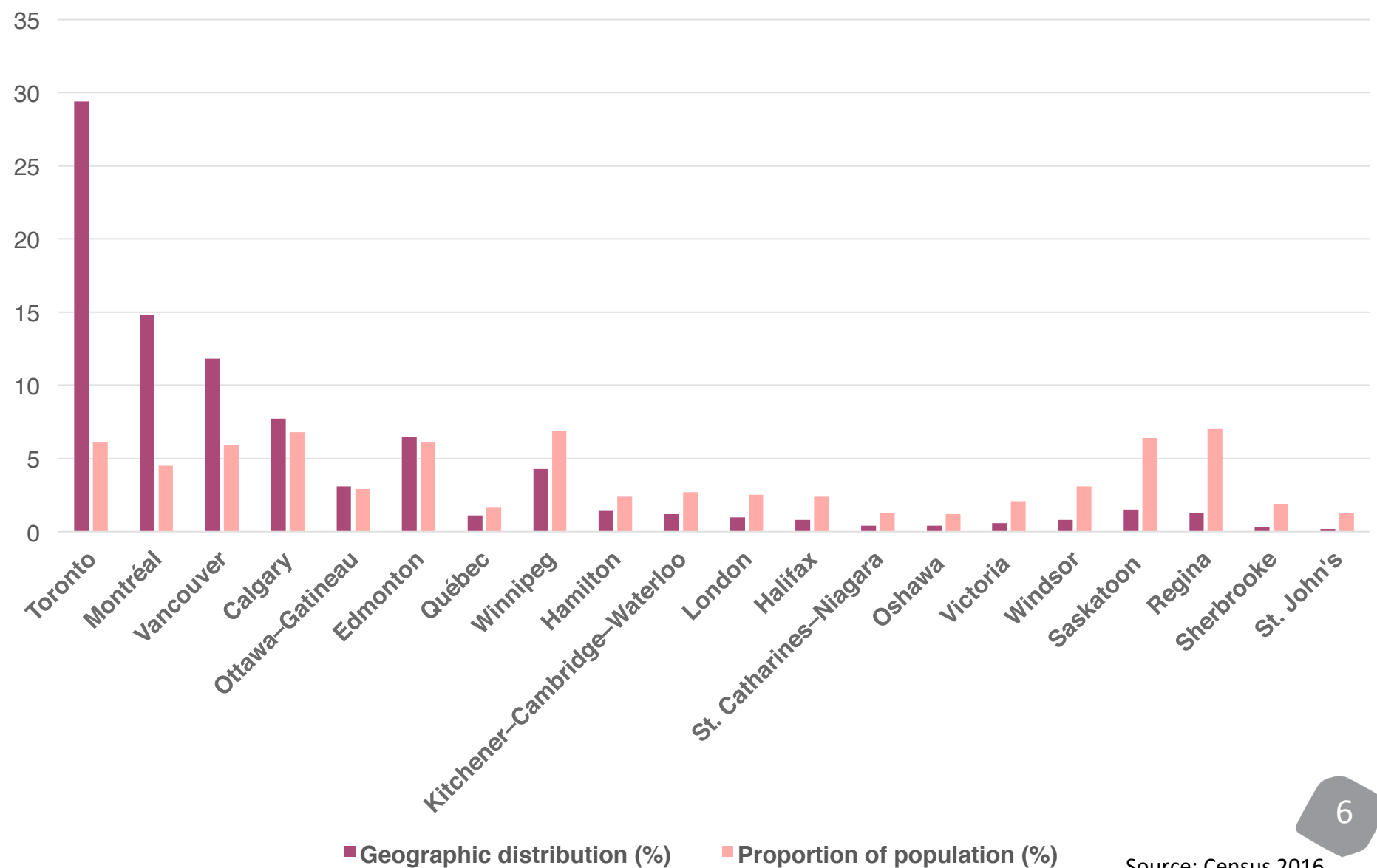
■ ON, BC, and QC ■ Rest of Canada

Distribution (in percentage) of recent immigrants to Canada by P/T



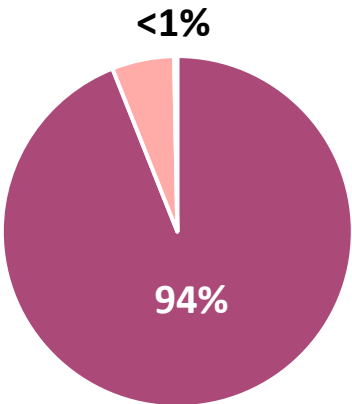
Source: Census 2016

Geographic distribution of recent newcomers and proportion within population of Census Metropolitan Areas (CMAs)



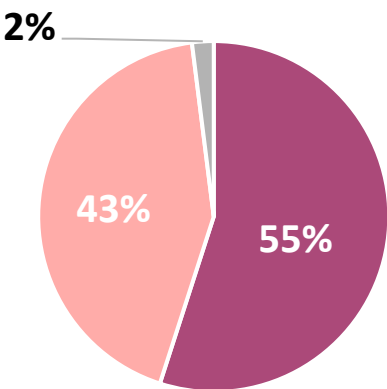
While settlement in non-traditional communities is increasing, rural and urban communities have vastly different settlement contexts

Sackville, NB



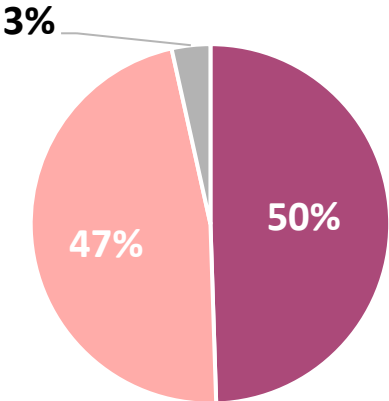
■ Non-immigrants ■ Immigrants ■ Non-PR

Surrey, BC



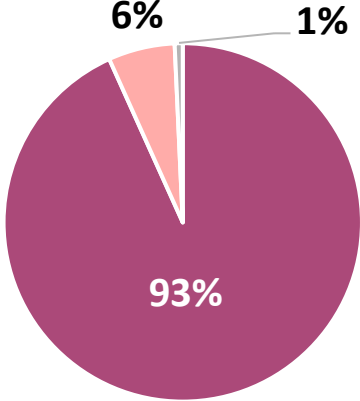
■ Non-immigrants ■ Immigrants ■ Non-PR

Toronto, ON



■ Non-immigrants ■ Immigrants ■ Non-PR

Truro, NS



■ Non-immigrants ■ Immigrants ■ Non-PR

A photograph of three people in a laboratory setting. On the left, a woman with blonde hair and red safety glasses is looking through a microscope. In the center, a man with dark hair and black safety glasses is looking towards the right. On the right, a woman wearing a blue hijab and clear safety glasses is also looking towards the right. The background is a bright, out-of-focus laboratory with various equipment and shelves.

Atlantic Immigration Pilot

- Announced in 2017 to: address ageing population, shrinking labour force, promote retention
- Innovative approach
 - Employer-driven
 - Employers and settlement SPOs work together
- Target: 7,000 additional newcomers by 2020

2,100+
needs
assessments,
settlement
plans

1,800+
job offers

Rural Immigration Strategy



Community-driven and responsive to local economic development needs

- Focus on retention and economic establishment
- Complementary to other federal and provincial initiatives
- Timing to be determined

Local Immigration Partnerships (LIPs)



- Community-based service delivery enablers
- Knowledge sharing, strategic planning, coordination
- Systematic approach to engaging SPOs, partners

“IRCC should develop and implement a strategic plan to make best use of the potential contributions of LIPs to the settlement and integration outcomes of immigrants and refugees”.

- Evaluation of the Settlement Program (Nov. 2017)

Francophone Immigration Strategy

Welcoming Francophone Communities pilot project

- Will roll-out in targeted communities
- Testing a **community-based approach**: projects by and for Francophones to address gaps, enhance capacity

Building capacity across the Francophone sector

- Professional development
- Greater opportunities to **exchange best practices**

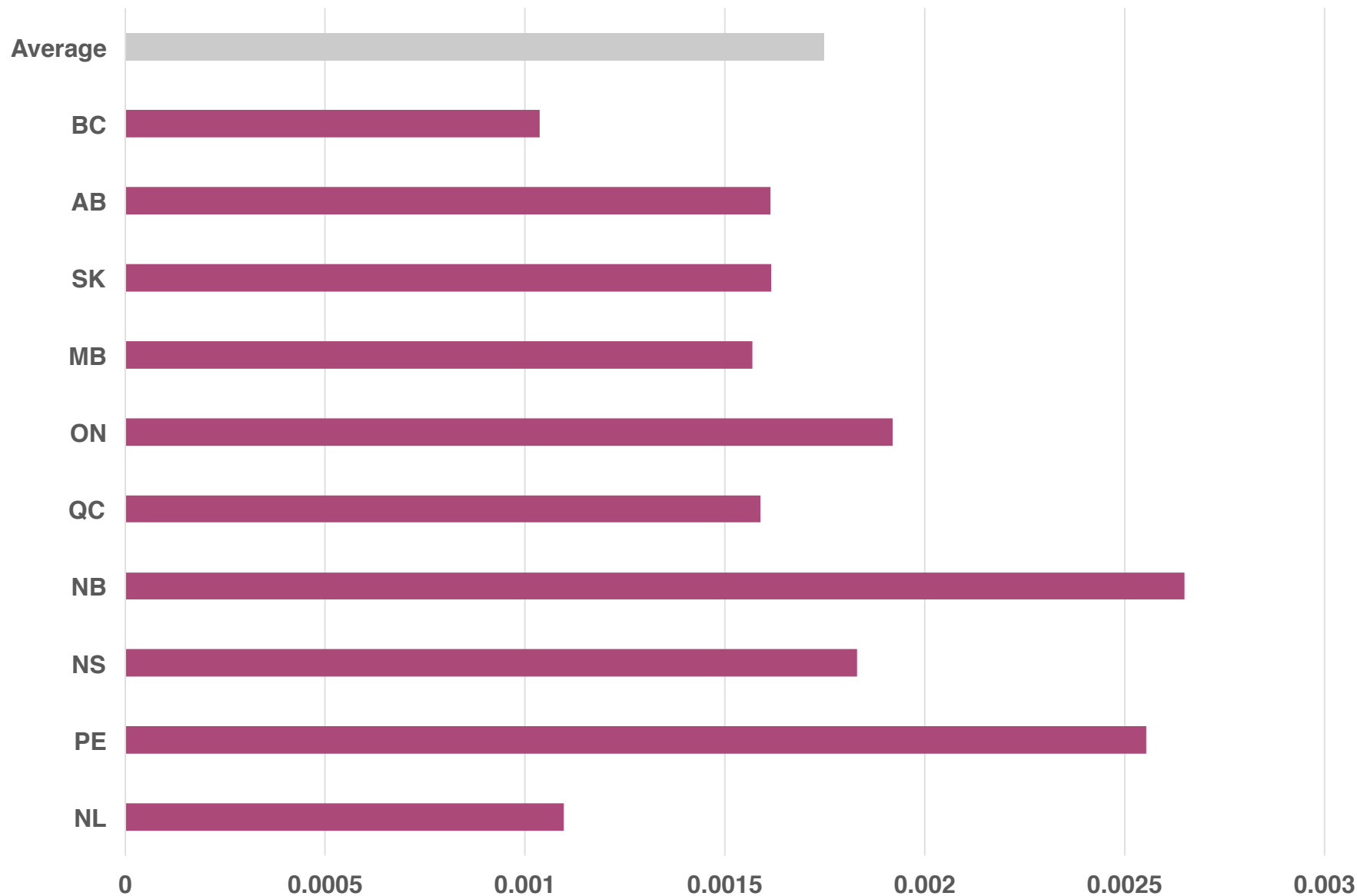


Operation Syrian Refugees

26,000+
Syrian
refugees
privately
sponsored

- 58,600 Syrian refugees welcomed between Nov. 2015 and Aug. 2018
- Successful **Private Sponsorship Program** enables support in non-traditional communities (cost sharing, Canadians directly involved)

Syrian Refugees welcomed (proportional to population)



Community Partnership Settlement Plan

Community Partnership Settlement Plan criteria

Background

Immigration, Refugees, and Citizenship Canada (IRCC) is launching a process to expand the current network of communities across Canada that can provide the supports and services necessary to resettle Syrian refugees and other newcomers in the future.

To this end, Immigration, Refugees and Citizenship Canada, in cooperation with provinces and territories, has established criteria for communities wishing to become welcoming communities for GARs. The categories and mandatory criteria are listed below.

Work is also underway to better meet the diverse settlement needs of newcomers...

Settlement Design Challenge

- Talking directly to the most vulnerable newcomers to better understand their needs and challenges

Visible Minority Newcomer Women Pilot

- Focus groups with women who utilized programs
- Employment interventions and case management targeted to higher needs clients

IRCC Youth Advisory Group

- Ensuring youth perspectives, including lived experience, inform policy and programming

CFP 2019

- Emphasis on client-informed, client-centred supports

While support for immigration remains high, shifting global contexts and migration trends are placing new pressures on the system...

- Recent influx of asylum seekers creating pressures and affecting public support
 - Conflicting views on the roles of different orders of government
- Recognition of national benefits, but Canadians are less convinced immigration benefits them locally

Immigration Matters campaign

#ImmigrationMatters in Windsor, Ontario

Originally from Eritrea, Mehari Hagos makes his living owning a gym but feels his true calling is helping Glengarry kids succeed.

Immigration profile: Windsor, ON (Census Metropolitan Area)

Quick facts:

- Almost a quarter, 23%, of Windsor's population are immigrants.
- Iraq is the biggest source country of immigrants in Windsor, followed by the United States and Italy.
- Slightly more than a third, 36%, of all immigrants who came to Windsor between 1980 and 2016 were refugees. Another 33% were economic immigrants, and 31% were sponsored by family.

